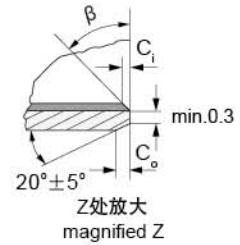
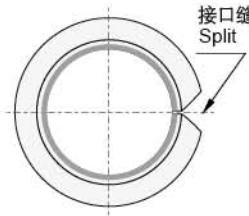
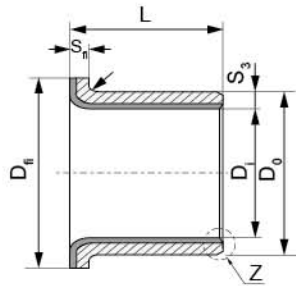


HKB-1F 翻边轴套规格及公差 HKB-1F Flange Bushing Specification & Tolerance



S ₃	1.0	1.5	2.0	2.5
r	1 ^{±0.5}	1±0.5	1.5±0.5	2±0.5

单位Unit: mm

轴径(f7) Shaft D _s	座孔(H7) Housing D _H	(OD) 外径公差 Tolerance D _O	(ID)压装后 内孔公差 After fixed D _{1a}	配合间隙 Clearance C _O	Designation 型号规格	壁厚 Wall thickness S ₃	尺寸 Dimension					
							D _i	D _o	D _r ±0.5	L±0.25	S _r -0.2	
6	-0.013 -0.028	8	+0.015	8	+0.055 +0.025	6.055 5.990	0.077 0.000	6	8	12	4	1
											7	
8	-0.013 -0.028	10	+0.015	10	+0.055 +0.025	8.055 7.990	0.083 0.003	8	10	15	5.5	1
											7.5	
10	-0.016 -0.034	12	+0.018	12	+0.055 +0.025	10.058 9.990	0.086 0.003	10	12	18	7	1
											9	
											12	
12	-0.016 -0.034	14	+0.018	14	+0.065 +0.030	12.058 11.990	0.092 0.006	12	14	20	7	1
											9	
											12	
14	-0.016 -0.034	16	+0.018	16	+0.065 +0.030	14.058 13.990	0.092 0.006	14	16	22	12	1
											17	
											9	
15	-0.016 -0.034	17	+0.018	17	+0.065 +0.030	15.058 14.990	0.092 0.006	15	17	23	12	1
											17	
											9	
16	-0.016 -0.034	18	+0.018	18	+0.065 +0.030	16.058 15.990	0.092 0.006	16	18	24	12	1
											17	
18	-0.016 -0.034	20	+0.021	20	+0.075 +0.035	18.061 17.990	0.095 0.006	18	20	26	12	1
											17	
											20	
20	-0.020 -0.041	23	+0.021	23	+0.075 +0.035	20.071 19.990	0.112 0.010	20	23	30	11.5	1.5
											16.5	
											21.5	
22	-0.020 -0.041	25	+0.021	25	+0.075 +0.035	22.071 21.990	0.112 0.010	22	25	32	15	1.5
											20	
25	-0.020 -0.041	28	+0.021	28	+0.075 +0.035	25.071 24.990	0.126 0.010	25	28	35	11.5	2
											16.5	
											21.5	
30	-0.025 -0.050	34	+0.025	34	+0.075 +0.035	30.085 29.990	0.126 0.010	30	34	42	16	2
											26	
35	-0.025 -0.050	39	+0.025	39	+0.085 +0.045	35.085 34.990	0.135 0.015	35	39	47	16	2
											26	
40	-0.025 -0.050	44	+0.025	44	+0.085 +0.045	40.085 39.990	0.135 0.015	40	44	53	26	2
											40	